

Doggone Feet!

A Story Hour Kit with Read Aloud Activities
for Libraries, Classrooms, and Families



Encouraging readers to
Listen, Sing, Search, Create, Pair, and Count

Doggone Feet!

A Story Hour Kit with Read Aloud Activities for Libraries, Classrooms, & Families (Page 2)

About the Book

Doggone Feet!

Written & Illustrated by Leslie Helakoski

Published by Boyds Mill Press

ISBN-13: 9781590789339

Age range: 3-7 Years

Ever wonder what's going on in the mind of a dog? Here is an entertaining look at life from the point of view of a family pooch—a canine with a tongue-twisting, fun way of talking, and some serious attitude.



As the dog's "people family" grows, so does her dismay at having to share her space with so many new and noisy feet. But as she discovers, making room also brings new joy. With a happy surprise ending and charming illustrations full of humor, this is a heartwarming—and doggone funny—rhyming story that kids will ask for again and again.

"Bold illustrations on golden yellow backgrounds offer an amusing main character with expressive eyes. Additional zest is added with varied perspectives and lots of motion with all the feet dangling down from chairs or dancing around with the dog underfoot."

--Kirkus Reviews

About the Author/Illustrator

Leslie Helakoski is the author of seven picture books, including ***Big Chickens*** (winner, 2007 Michigan Reads! One State One Picture Book; winner, Great Lakes Great Books Award; and a 2006 Junior Library Guild selection) and ***Woolbur*** (a 2008 Book Sense Hot Pick and a Great Lakes Book Award finalist). This is the second book she has written and illustrated. She grew up in south Louisiana, and now lives with her family near Kalamazoo, Michigan. **Find Leslie online at www.HelakoskiBooks.com.**

These activities were created by Curious City for the picture book, **Doggone Feet!** by Leslie Helakoski (Boyds Mill Press). Find more of Leslie Helakoski's book activities at www.HelakoskiBooks.com.

Doggone Feet!

A Story Hour Kit with Read Aloud Activities for Libraries, Classrooms, & Families (Page 3)

About the Kit

Because the picture book is from the family dog's point of view, the reader and dog see only the family's knees, legs, feet, and toes. There are six members of this family and twelve feet. The activities in this kit thus play with perspective (looking only below the knees) and with the idea of counting in pairs.

The activities include:

A Doggone Feet Story Hour & Search

The main activity asks children to look for six pairs of "doggone feet" in the room. Those twelve feet are marked with paper bands with numbers on them. When children find the marked feet, they receive a small hole-punched card featuring one pair of feet and one pair of numbers from the book. Once they have all six cards, they can string those cards in numerical order to make a counting necklace.

"Under the Table" Sing-Along

This is an adaptation of the song "Knick-Knack-Paddy-Whack" to match the foot pairings and story of **Doggone Feet!**

A Doggone Feet Guessing Activity

This activity places members of your story hour or classroom behind a sheet where only their feet show. Others must guess who is hiding there simply based on observing their feet.

A Doggone Feet Tracing & Counting Activity

Using a big piece of butcher or other paper with the dog from the book glued in the center, children trace their feet onto the paper around the dog.

After allowing them to decorate their feet, together you count the feet on the paper and count the children, noting that there are twice as many feet as children.



Doggone Feet!

A Story Hour Kit with Read Aloud Activities for Libraries, Classrooms, & Families (Page 4)

A Doggone Feet Story Hour & Search

The main activity asks children to look for six pairs of "doggone feet" in the room. Those twelve feet are marked with paper bands with numbers on them. When children find the marked feet, they receive a small hole-punched card featuring one pair of feet and one pair of numbers from the book. Once they have all six cards, they can string those cards in numerical order to make a counting necklace.

What You Might Prepare:

(One Month in Advance of the Event)

___ Locate a copy of the picture book **Doggone Feet!** by Leslie Helakoski (Boyds Mill Press).

___ Copy and display the Story Hour poster in this kit, hand it out in your community, and include it in a display.

___ List the event in newsletters and online calendars with copy such as:

When you are a small dog, you see a lot of doggone feet! From the dog's point of view, her family is a collection of knees, legs, feet, and toes. Listen to a read aloud of Leslie Helakoski's tongue-twisting picture book, **Doggone Feet!** to hear how a dog's family grows and grows (and increases the number of toes). Children will get to go on a dog-level search of their own and create counting cards to take home. All ages welcome, but best for ages 3-7.

___ Enlist five volunteers for the event. These do not all have to be staff. You can enlist some regular story hour parents or older children that you know will be at the event. All they will need to do is wear bands of paper around their ankles identifying that they have "doggone feet" and hand out a card to each child who approaches them during the activity. Simple!

___ The family in the book plays and loves Zydeco music, and author/illustrator Leslie Helakoski imagines The Lucky Playboys would be their favorite band. Download a copy or locate the CD , *Plus d'Chance Que d'Esprit (More Luck Than Sense)* by The Lucky Playboys. Their song "Lucky Playboys Special" is the unofficial soundtrack for the book. Their music will add great energy to the event.

Doggone Feet!

A Story Hour Kit with Read Aloud Activities for Libraries, Classrooms, & Families (Page 5)

A Doggone Feet Story Hour & Search (cont.)

What You Might Prepare:

(A Few Days in Advance of the Event)

What You Might Gather:

- ___ Thick string or yarn
- ___ Card stock for your printer
- ___ Single-hole hole puncher
- ___ Crayons or colored pencils
- ___ Eight 9" x 12" envelopes
- ___ Six rolls of tape
- ___ Scissors



What You Might Do:

- ___ Cut the thick string or yarn into 12"-15" pieces. Wrap one end of the yarn or string tightly with scotch tape to create an end (like that of a shoelace) that is easily threaded through a hole.
- ___ Print out the Doggone Feet Counting Cards on cardstock. Print enough sheets for every anticipated child at the event.
- ___ Cut the cards and punch a hole in one corner of each.
- ___ Sort the cards by type and put each type into its own envelope.
- ___ Print out one copy of the Doggone Feet Counting Bands on card stock and cut them along the thin gray lines.
- ___ Put the Doggone Feet Counting Bands that correspond with the numbers on the cards into the envelopes. Add a roll of tape.
- ___ Print out a Doggone Feet Song sheet for each anticipated family.
- ___ Print out two copies of the Doggone Feet Kid Bands on cardstock for every anticipated child at the event. Trim like above. (Optional)
- ___ Decide if you will play The Lucky Playboys or other Zydeco music at your event. If you plan to, think how you might play it for all the dancing doggone feet at your event.

Doggone Feet!

A Story Hour Kit with Read Aloud Activities for Libraries, Classrooms, & Families (Page 6)

A Doggone Feet Story Hour & Search (cont.)

What You Might Do:

(The Day of the Event)

___ Set up a table with crayons or colored pencils and yarn or string for the craft.

___ Add the Doggone Feet Song sheets and the Doggone Feet Kid Bands (optional) to your tables as event take-aways.

___ Prepare your five volunteers by giving them each an envelope with the Counting Cards and Counting Bands (keep the Cards and Bands with numbers 1 and 2 for yourself). Ask the volunteers to put on Counting Bands after you finish your reading of **Doggone Feet!** Children will be asked to find six sets of Doggone Feet, so if the volunteers wander away from where you are holding story hour to put on their bands, it will make it more exciting for kids to find them. They should put the lower number on their right foot and the higher number on the left foot. The roll of tape is there to connect and secure the loop of the band. Explain to the volunteers that each child who finds their feet gets one card from their envelope. They can even keep moving around the room if they would like during the activity.

___ You will serve as the example of what "doggone feet" look like, so feel free to put on Counting Cards 1 and 2 on your own ankles.

___ Welcome families to Story Hour with The Lucky Playboys or other Zydeco music playing. Secure any last-minute volunteers.

___ Put the music on pause and read **Doggone Feet!** by Leslie Helakoski (Boyd's Mill Press).

___ If you like to sing with families, hand out the Doggone Feet Song sheet and teach the audience the movements for "knick-knack-paddy-whack" as it appears on the bottom of the sheet (Optional).

___ Introduce the search for "doggone feet" with this script or one of your own devising.

Doggone it, that was a funny book! The dog in the story was so low to the ground [indicate a dog's height with your hands] that she could only see parts of the bodies of her family. What body parts did she see? Yes, knees, legs, and feet. The author of the books calls those "doggone feet." (cont.)

Doggone Feet!

A Story Hour Kit with Read Aloud Activities for Libraries, Classrooms, & Families (Page 7)

A Doggone Feet Story Hour & Search (cont.)

Would you like to pretend to be a dog and look for some doggone feet? Hidden in our room are 6 pairs of feet like the six pairs of feet in the book. Can you count with me to six? 1, 2, 3...

Now, what does a pair mean? Right! A pair means two. I have two feet one, two. Many of you have two feet!

If there are 6 pairs of feet, does anyone know how many feet there are all together? Parents, you can add $6 + 6$ or multiply 6×2 to get the answer. Twelve is correct. Can you count with me to twelve? 1, 2, 3...

Do you want to see if you can find 6 pairs of "doggone feet"? Those feet will look just like mine. Once you find a pair of feet you can say, "doggone feet," and that person will give you a special card. Can you say "doggone feet" with me? Doggone Feet!

I have the first special card for you. I will walk around and give them to you. Once you hear the music play, you can go and find five other people with "doggone feet."

Once you have all 6 cards, come back to the craft table and we will make some Doggone Feet Counting Necklaces together.

___ While you wait for the five volunteers to "take their places" in the room, you could play the Doggone Feet Guessing Activity.

___ Start the music again when it is time to go hunting for the "doggone feet."

___ Welcome children back to the craft table to color in their Doggone Feet Counting Cards after they have collected them all. Once they are colored, have them string the cards in numerical order and make the whole thing into a necklace.

___ Included in this kit are Doggone Feet Kid Bands because, knowing children, they may want bands of their own after seeing the adult volunteers with them. Help them affix their own Doggone Feet Kid Bands.



Doggone Feet!

A Story Hour Kit with Read Aloud Activities for Libraries, Classrooms, & Families (Page 8)

A Doggone Feet Guessing Activity

This activity places members of your story hour or classroom behind a sheet where only their feet show. Others must guess who is hiding there simply based on their feet.

What You Might Gather:

___ Bed sheet (Optional)

What You Might Do

(The Day of the Event):

___ Introduce the Doggone Feet Guessing Activity with this script or one of your own devising.

The dog in the story knew the people in her family by their knees, legs, feet, and toes. Do you think you could recognize your family or friends by just their knees, legs, feet, and toes? Should we find out?

___ Secure two volunteers. Instruct the volunteers to fold the sheet once horizontally and hold it so people behind have their feet showing but not their heads.

___ Ask for 4 volunteers to stand behind the sheet.

___ If it is parents behind the sheet, ask their child to find their parent by their feet. If it is classmates behind the sheet, ask the group to name the classmate attached to each set of feet.

A Doggone Feet Tracing and Counting Activity

Using a big piece of butcher or other paper with the dog from the book glued in the center, children trace their feet onto the paper around the dog. After allowing them to decorate their feet, together you count the feet on the paper and count the children, noting that there are twice as many feet as children.

What You Might Gather:

___ Butcher paper, poster board, or other large paper

___ Crayons or non-permanent markers

___ Craft supplies of your choice for foot tracing decoration

___ Glue stick

___ Scissors

Doggone Feet!

A Story Hour Kit with Read Aloud Activities for Libraries, Classrooms, & Families (Page 9)


A Doggone Feet Tracing and Counting Activity (cont.)

What You Might Do
(The Day of the Event):

___ Cut out and paste the dog from the final page in this kit in the center of a large piece of paper like butcher paper or a piece of poster board. It should be big enough to hold the pasted on dog and tracings of the feet of all of your participants.

___ Invite children to trace their feet on the paper and color and decorate them to their liking.

___ Together count the feet and then count the children. Note that there are twice as many feet as people, explaining pairs of multiples depending on comprehension level.



Doggone Feet!

Story Hour



Date & Time:

Location:

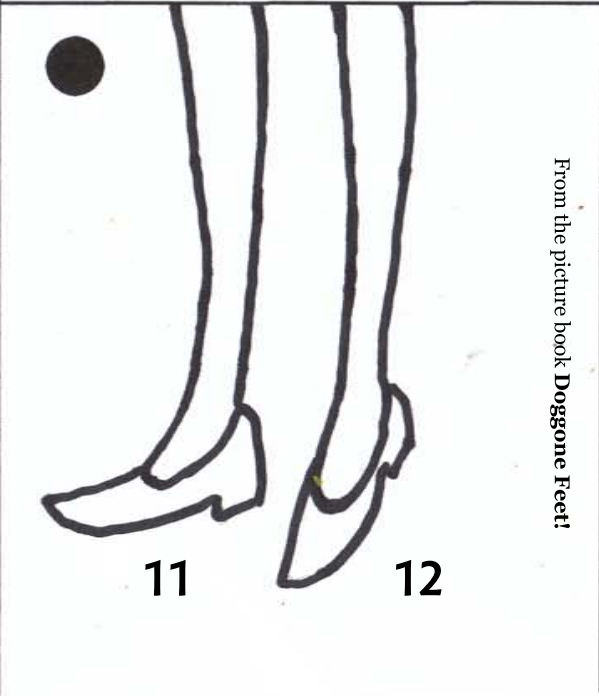

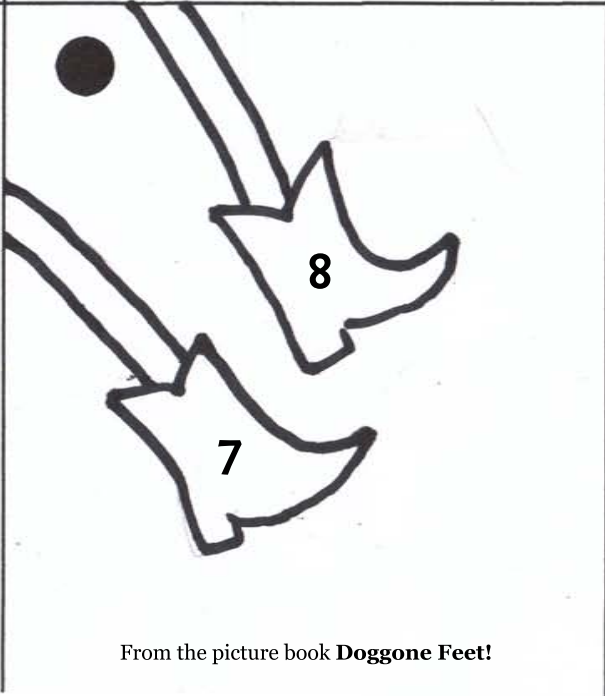
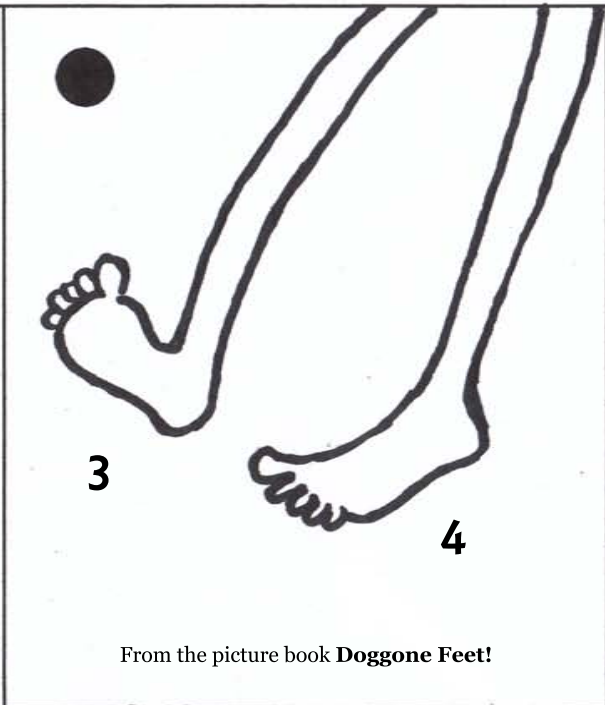
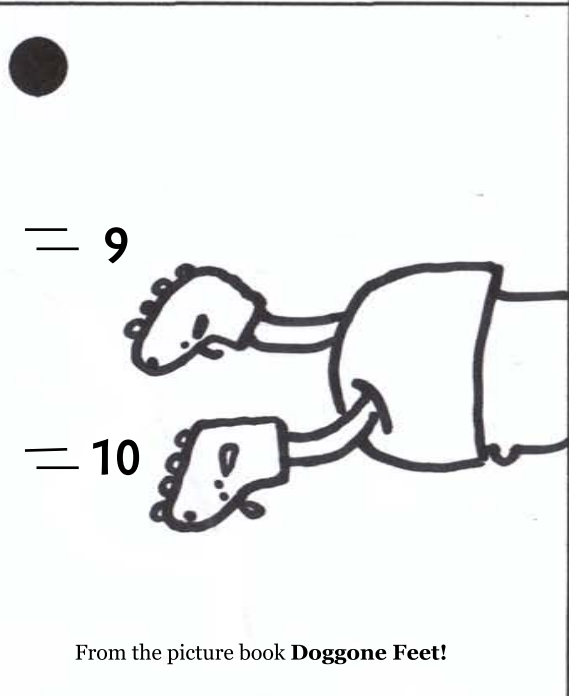
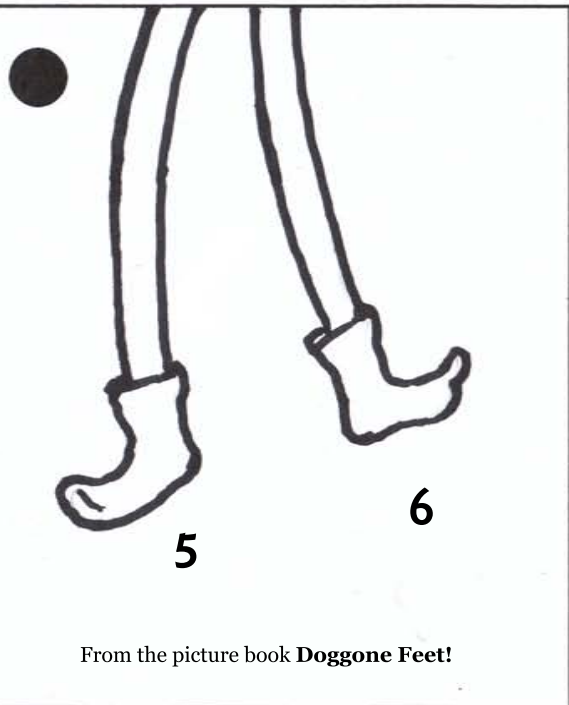


When you are a small dog, you see a lot of doggone feet!

Listen to a read aloud of Leslie Helakoski's tongue-twisting picture book, sing and clap, go on a dog-level search, and create counting cards to take home!

Doggone Feet! Counting Cards

After a reading of the picture book, **Doggone Feet!**, cut out these counting cards, punch a hole in the corner, color, and thread onto yarn to make a necklace for new counters.



Doggone Feet! 1

2 Doggone Feet!

Doggone Feet! 3

4 Doggone Feet!

Doggone Feet! 5

6 Doggone Feet!

Doggone Feet! 7

8 Doggone Feet!

Doggone Feet! 9

10 Doggone Feet!

Doggone Feet! 11

12 Doggone Feet!



Doggone Feet!



Doggone Feet!



Doggone Feet!



Doggone Feet!

Under the Table

Leslie Helakoski 's adaptation of the song "Knick-Knack-Paddy-Whack" is meant to accompany a reading of her picture book, **Doggone Feet!**. For more of Leslie's book activities visit, www.HelakoskiBooks.com.

This old dog, she likes **2**
 She likes eating off a shoe
With a knick-knack-paddy-whack
Give a dog a treat
 Under the table with two feet.

This old dog, she likes **4**
 She likes eating off the floor
With a knick-knack-paddy-whack
Give a dog a treat
 Under the table with four feet.

This old dog, she likes six **6**
 She likes cleaning hands with licks
With a knick-knack-paddy-whack
Give a dog a treat
 Under the table with six feet.

This old dog, she likes **8**
 She likes eating off your plate
With a knick-knack-paddy-whack
Give a dog a treat
 Under the table with eight feet.

This old dog, she likes **10**
 She spits up and eats again
With a knick-knack-paddy-whack
Give a dog a treat
 Under the table with ten feet.

This old dog, she likes **12**
 She DOESN'T like eating by herself
With a knick-knack-paddy-whack
Give a dog a treat
 Under the table with twelve feet.



Suggested movements to the song's repeated phrase,
Knick -knack-paddy-whack, give a dog a treat.

2
 On ***knick*** lift both elbows forward and touch the right elbow.
4
 On ***knack*** touch the left elbow.
6
 On first syllable of ***paddy*** slap the right thigh.
8
 On second syllable of ***paddy*** slap the left thigh.
10
 On ***whack*** slap the right thigh again.
12
 On ***give a dog a treat*** spin in a circle.

A Doggone Feet Tracing and Counting Activity

